

HEAVY CIVIL COMMERCIAL
SUSTAINABLE BUILDING AND LEED
VIRTUAL DESIGN AND **CONSTRUCTION**
INTEGRATED PROJECT **MECHANICAL**
PRECONSTRUCTION SERVICES
DETERMINING PROJECT RISK
ELECTRICAL CONCRETE SOLUTIONS
MIXED USE DESIGN BUILD



ASC REGIONS 6 & 7
29TH ANNUAL STUDENT COMPETITION

FEBRUARY 10-13, 2016
NUGGET CASINO RESORT
SPARKS, NEVADA

**BUILDING THE FOUNDATION FOR THE
FUTURE OF THE CONSTRUCTION INDUSTRY**

ASC Regions 6 & 7 2016 Student Competition

Fast Facts

Participating Universities	46
Number of States	18
Total Teams	181
Number of Students on a Team	1094
Number of Alternates	211
Number of Student Volunteers	18
Total Number of Students	1322
Number of Faculty Coaches and Faculty	191
Number of Companies Participating in the Job Fair	95
Number of Registered Industry Attendees	1045

Participating Universities

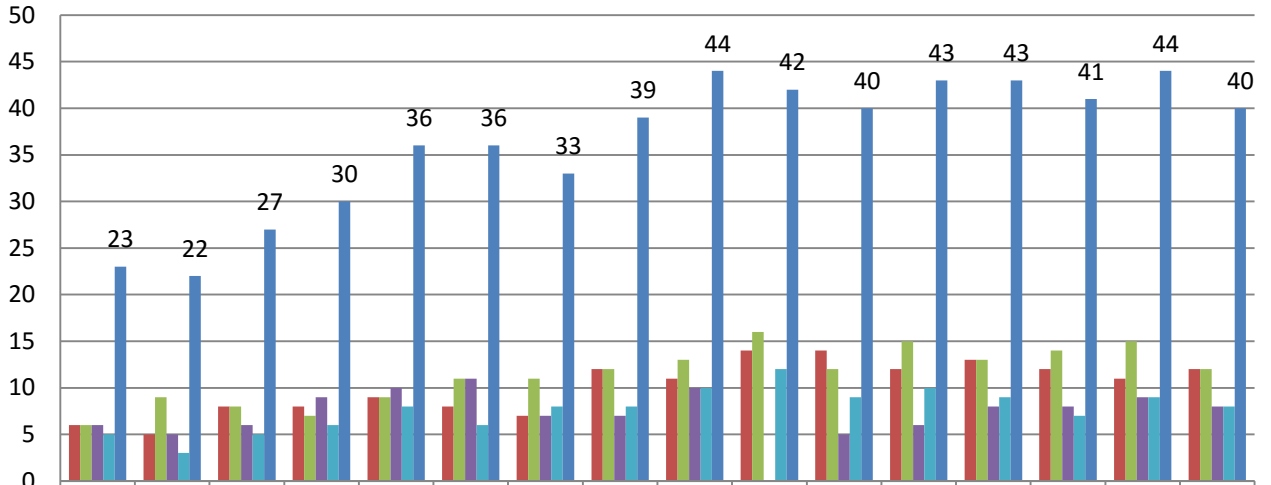
Region 6 (17)	Region 7 (21)
1 Arizona State University	1 California Polytechnic State Univ., San Luis Obispo
2 Boise State University	2 California State Polytechnic University, Pomona
3 Brigham Young University	3 California State University, Chico
4 Brigham Young University, Idaho	4 California State University, East Bay
5 Colorado Mesa University	5 California State University, Fresno
6 Colorado State University	6 California State University, Fullerton
7 Colorado State University - Pueblo	7 California State University, Long Beach
8 Montana State University	8 California State University, Northridge
9 Montana Tech of the University of Montana	9 California State University, Sacramento
10 New Mexico State University	10 Central Washington University
11 Northern Arizona University	11 NewSchool of Architecture and Design
12 Southern Utah University	12 Oregon State University
13 U.S. Air Force Academy	13 San Diego State University
14 University of Alaska, Anchorage	14 San Jose State University
15 University of Denver	15 Santa Clara University
16 University of Nevada, Las Vegas	16 Stanford University
17 University of New Mexico	17 University of California, Berkeley
18 Utah Valley University	18 University of California, Los Angeles
19 Weber State University	19 University of Southern California
	20 University of Washington
	21 Washington State University
Region 2 (3)	Region 3 (2)
1 Auburn University	1 Purdue University
2 University of Florida	2 University of Cincinnati
3 Virginia Poly. Institute and State University	
Region 5 (1)	
1 University of Texas at Arlington	

States (18)

Alabama	Florida	New Mexico	Virginia
Alaska	Idaho	Ohio	Washington
Arizona	Indiana	Oregon	Wyoming
California	Montana	Texas	
Colorado	Nevada	Utah	

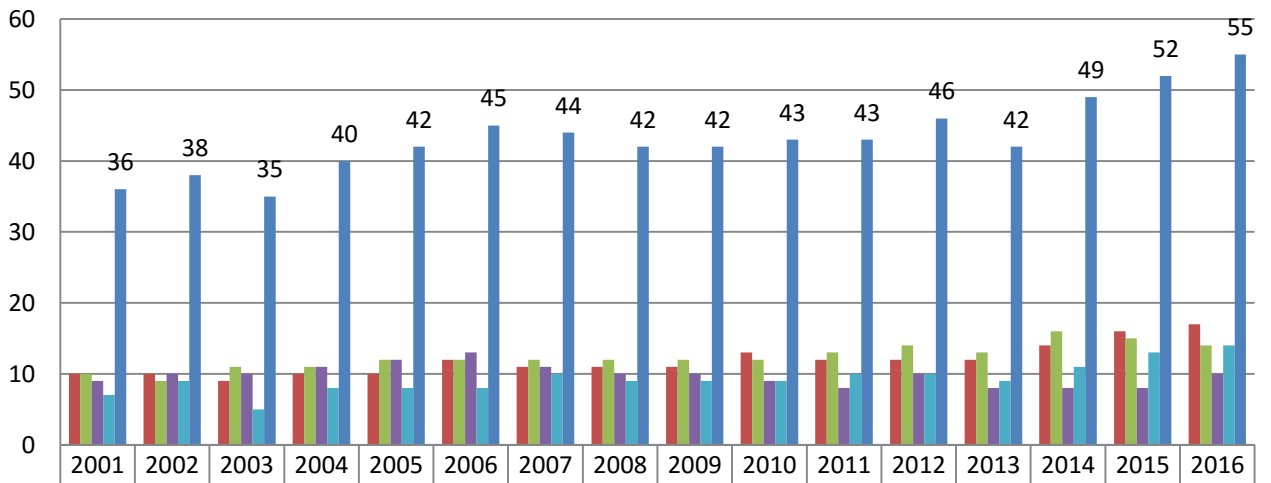
Teams

Region 6 - Total Number of Teams by Problem Category



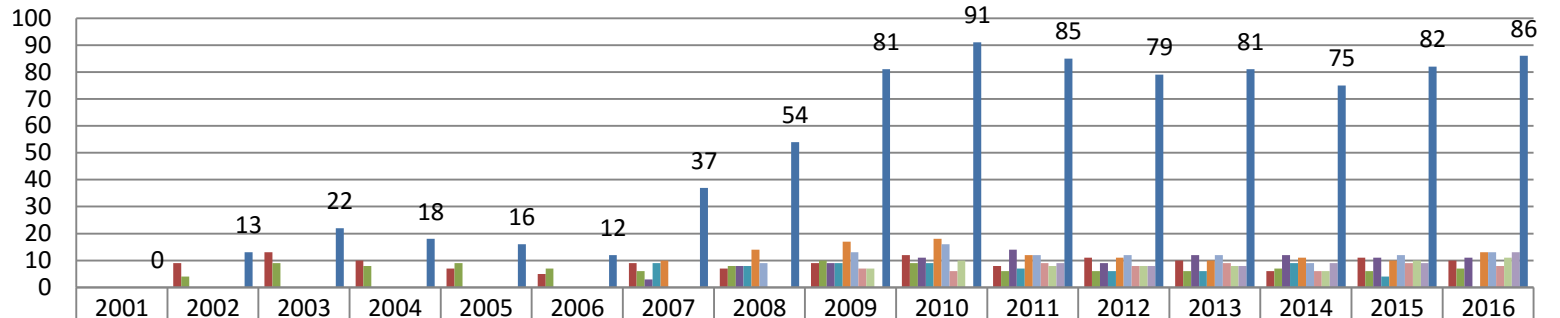
	2001	2002	2003	2004	2005	2006	2007	2008	2009	2010	2011	2012	2013	2014	2015	2016
Heavy Civil	6	5	8	8	9	8	7	12	11	14	14	12	13	12	11	12
Commercial	6	9	8	7	9	11	11	12	13	16	12	15	13	14	15	12
Mixed Use	6	5	6	9	10	11	7	7	10	0	5	6	8	8	9	8
Design Build	5	3	5	6	8	6	8	8	10	12	9	10	9	7	9	8
Total	23	22	27	30	36	36	33	39	44	42	40	43	43	41	44	40

Region 7 - Total Number of Teams by Problem Category



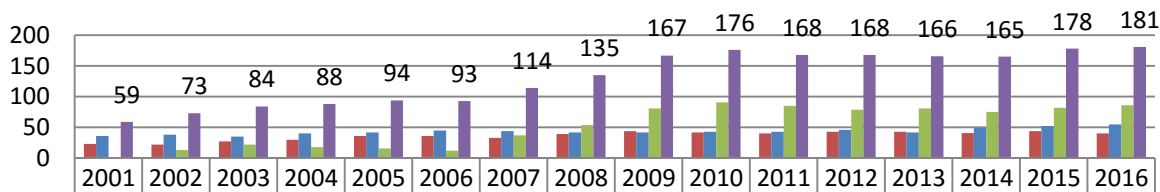
	2001	2002	2003	2004	2005	2006	2007	2008	2009	2010	2011	2012	2013	2014	2015	2016
Heavy Civil	10	10	9	10	10	12	11	11	11	13	12	12	12	14	16	17
Commercial	10	9	11	11	12	12	12	12	12	12	13	14	13	16	15	14
Mixed Use	9	10	10	11	12	13	11	10	10	9	8	10	8	8	8	10
Design Build	7	9	5	8	8	8	10	9	9	9	10	10	9	11	13	14
Total	36	38	35	40	42	45	44	42	42	43	43	46	42	49	52	55

Open - Total Number of Teams by Problem Category



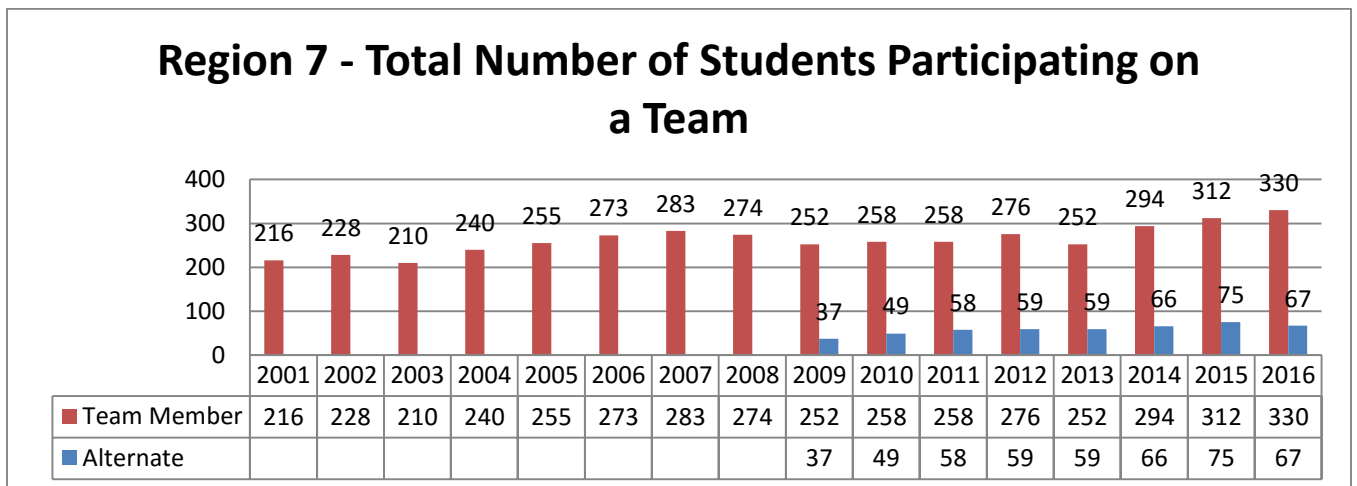
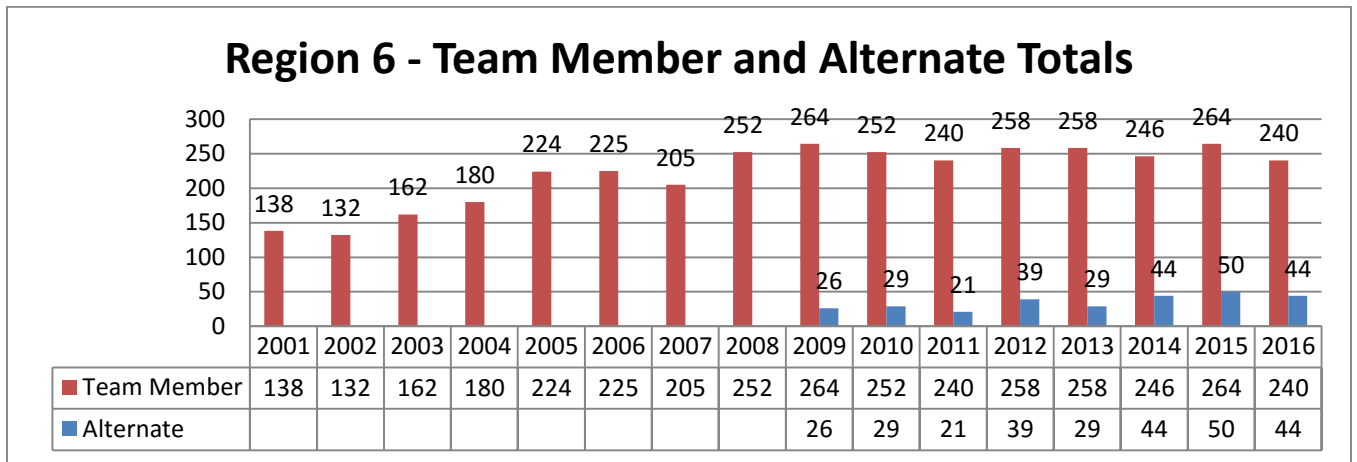
	2001	2002	2003	2004	2005	2006	2007	2008	2009	2010	2011	2012	2013	2014	2015	2016
■ Integrated Project Delivery		9	13	10	7	5	9	7	9	12	8	11	10	6	11	10
■ Mechanical		4	9	8	9	7	6	8	10	9	6	6	6	7	6	7
■ Virtual Design & Construction							3	8	9	11	14	9	12	12	11	11
■ Marine and Technical Structures							9	8	9	9	7	6	6	9	4	
■ Sustainable Building & LEED							10	14	17	18	12	11	10	11	10	13
■ Preconstruction Services								9	13	16	12	12	12	9	12	13
■ Determining Project Risk									7	6	9	8	9	6	9	8
■ Electrical									7	10	8	8	8	6	10	11
■ Concrete Solutions											9	8	8	9	9	13
■ Total	0	13	22	18	16	12	37	54	81	91	85	79	81	75	82	86

Total Teams - All Categories

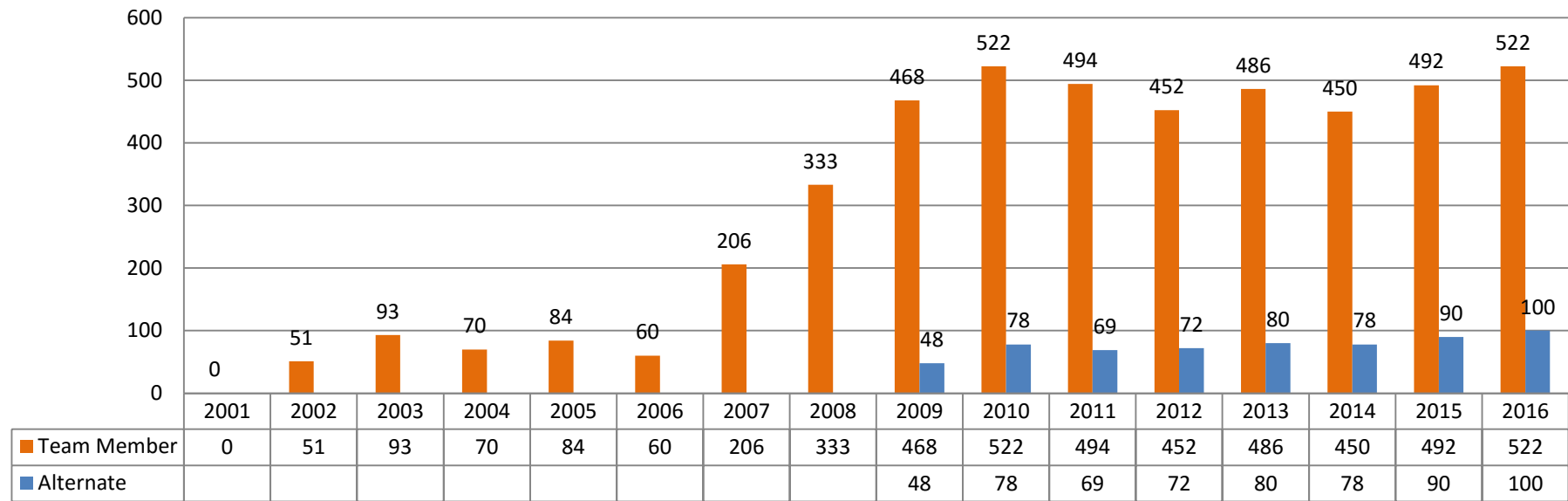


	2001	2002	2003	2004	2005	2006	2007	2008	2009	2010	2011	2012	2013	2014	2015	2016
■ Region 6	23	22	27	30	36	36	33	39	44	42	40	43	43	41	44	40
■ Region 7	36	38	35	40	42	45	44	42	42	43	43	46	42	49	52	55
■ Open	0	13	22	18	16	12	37	54	81	91	85	79	81	75	82	86
■ Teams	59	73	84	88	94	93	114	135	167	176	168	168	166	165	178	181

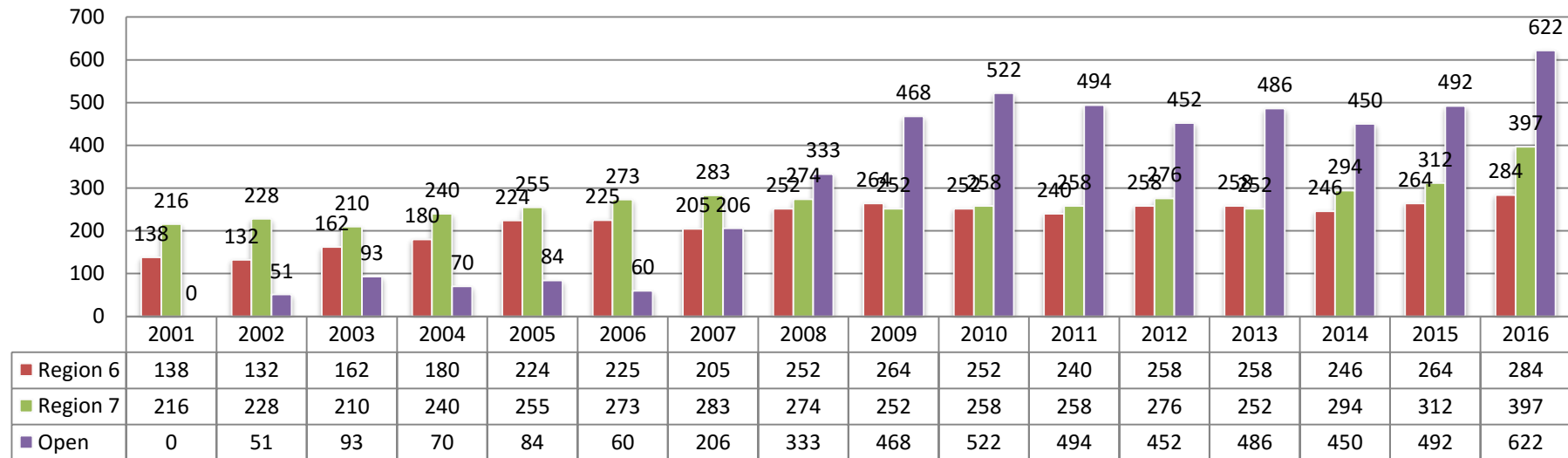
Students



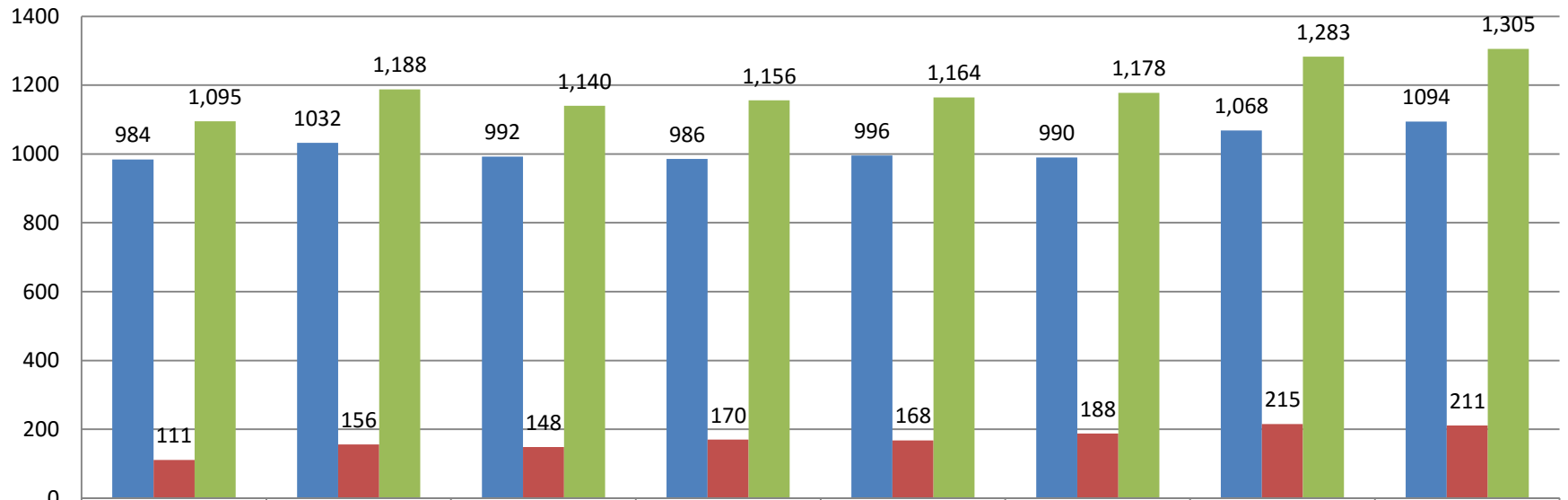
Open - Total Number of Students Participating on a Team



Total Number of Students on a Team by Division



Total Participating Students

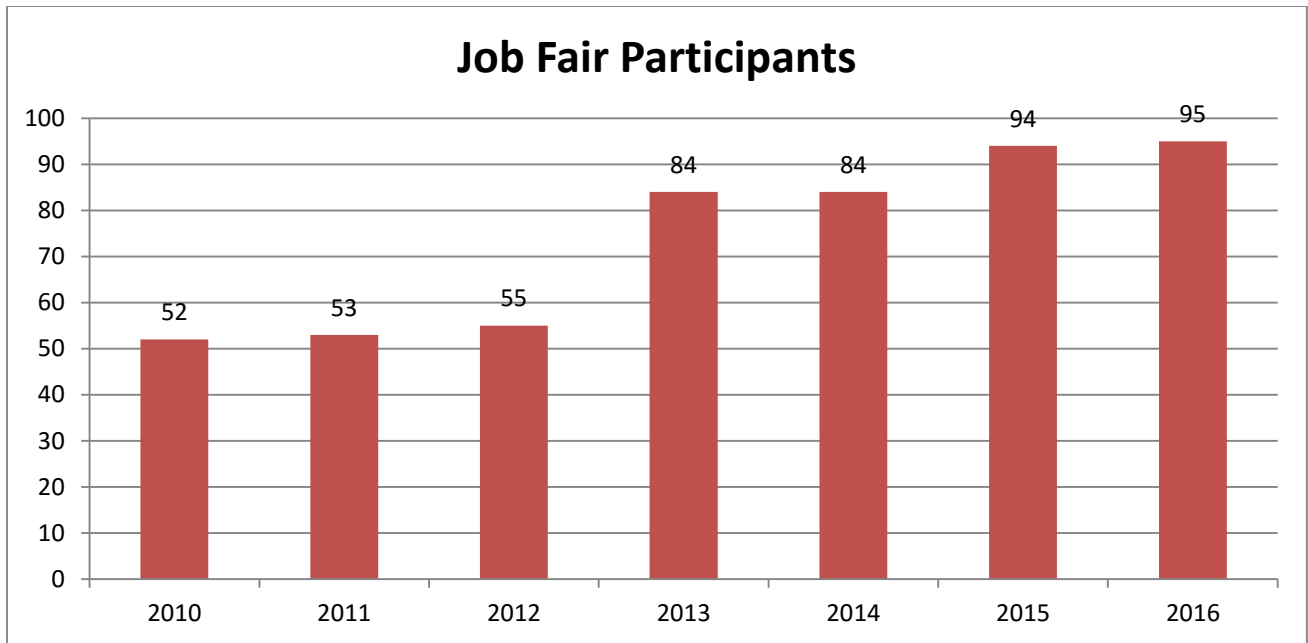


	2009	2010	2011	2012	2013	2014	2015	2016
■ Team Member	984	1032	992	986	996	990	1,068	1094
■ Alternate	111	156	148	170	168	188	215	211
■ Total	1,095	1,188	1,140	1,156	1,164	1,178	1,283	1,305

Sponsors and Vendors

Job Fair Participants – 2016

1. Absher Construction Co.
2. ACCO Engineered Systems
3. Assemble Systems
4. Baker Concrete Construction
5. Balfour Beatty Construction
6. Balfour Beatty Infrastructure
7. Bernards
8. Blach Construction
9. Bluebeam
10. BN Builders
11. BNBT Builders, Inc
12. C.W. Driver
13. Clark Construction Group
14. CMAA
15. Cody|Brock Commercial Builder
16. Construction Specifications Institute
17. CORE Construction
18. CSI Electrical Contractors
19. Cupertino Electric, Inc.
20. DeSilva Gates Construction
21. Dome Construction
22. DPR Construction
23. Exxel Pacific
24. Flatiron
25. GH Phipps
26. Goodfellow Bros., Inc.
27. Granite
28. Graniterock
29. Hathaway Dinwiddie
30. Hensel Phelps
31. Herzog
32. Holland Construction
33. JE Dunn Construction
34. Kiewit
35. Kinetics
36. Kitchell
37. Layton Construction
38. Level 10 Construction
39. Lyles Construction Group
40. Manson Construction Co.
41. Marelich Mechanical
42. MATT Construction
43. McCarthy Building Companies, Inc.
44. McGuire and Hester
45. Morley Builders
46. Mortenson Construction
47. National Electrical Contractors Association
48. Nibbi Brothers General Contractors
49. Northern Calif. Carpenters Regional Council
50. Okland Construction
51. Overaa Construction
52. Pankow
53. PCL Construction
54. Penhall Construction
55. Performance Contracting, Inc.
56. Performance Mechanical, Inc.
57. Procore
58. Project Integration
59. Quest Ventures Southwest, Inc.
60. Rodan Builders, Inc
61. Roebbelen Contracting, Inc.
62. Rosendin Electric
63. Rudolph & Sletten, Inc.
64. S. J. Amoroso Construction Co., Inc.
65. SC Builders
66. Sellen Construction
67. Shimmick Construction
68. Skanska USA
69. Snyder Langston
70. Southland Industries
71. Sprig Electric
72. Stacy and Witbeck
73. Sterling Construction Company
74. Sukut Construction
75. Sundt Construction, Inc.
76. Swinerton Incorporated
77. Teichert
78. The Boldt Company
79. The Penta Building Group
80. The Raymond Group
81. The Walsh Group
82. The Whiting Turner Company
83. Traylor Bros.
84. Turner
85. UEB Builders
86. Unger Construction
87. W. E. O'Neil
88. W. L. Butler Construction, Inc.
89. W.W. Clyde & Co.
90. Wall And Ceiling Alliance
91. Webcor Builders
92. West Builders
93. Westfield
94. Wilson Electric
95. XL Construction



Industry General Attendance

1. Advanced American Construction
2. AGTEK Development Co., Inc.
3. Anderson Construction
4. Apollo Mechanical
5. Barnard Construction
6. Bergelectric Corp.
7. Brown Construction, Inc.
8. Brown Construction, Inc.
9. Build Group
10. Cahill Contractors, Inc.
11. California Drywall
12. Colaska
13. Collins Electric (NECA)
14. Condie Construction
15. Contra Costa Electric
16. Currie & Brown
17. DeBella Mechanical, Inc.
18. Electrical Contractors Trust of Solano and Napa Counties
19. Exponent
20. Griffith Company
21. Hamilton Construction
22. Haselden Construction
23. Hebert Resources
24. Jacobsen Construction
25. KHS&S Contractors, Inc.
26. Lawrence Livermore National Laboratory
27. Lease Crutcher Lewis
28. Ledcor Construction Inc.
29. Millie & Severson
30. Murray Company
31. Nevell Group
32. Oldcastle Materials
33. Olsson Industrial Electric
34. P&C Construction
35. Royal Electric Company
36. Saunders Construction, Inc.
37. Sierra Mountain Construction
38. Suffolk Construction
39. Tricorp Construction, Inc.